

Tapestry For Parents Android Tutorial

Downloading the Tapestry Application

Install Tapestry from the Google Play Store. It can be found here:

<https://play.google.com/store/apps/details?id=com.fsf.tapestrymobile>

or by searching for 'eyfs tapestry' in the store.

Login Information

In order to use Tapestry, your setting will have to register a user account for you on their system.

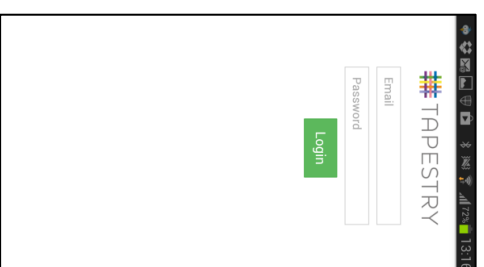
Your username: This will be the email address that your setting has registered you with (can be changed later)

Your password*:


PIN: please set a unique PIN when you log into Tapestry for the first time. this will be required whenever you return to the application from another app or after the screen has locked.

* please change your password to something unique and secure when you log in to Tapestry for the first time.

Starting Tapestry for the First Time




You will be presented with a login screen. Enter the email address and password that you were registered with.



You will be prompted to create a 4 digit pin number. This will be required to get back into tapestry whenever the application times out, e.g. when you swap to other apps or lock the screen.

The Home Screen



Logout/Settings

Search

Add an Observation

List of observations

